

Decorate each heart or use one cut-out heart as a template to cut decorated papers. Cut out just inside dotted line.

## Heart Mobile

Decorate or cut 4 hearts.

Fold each heart in half with **decoration inside**.

**Fig. 1:** Open one heart and lay on flat surface, *decorated side down*. Apply glue to left side, all the way to the edge. Lay one folded heart over glued surface, aligning edges, press. Repeat on right side.

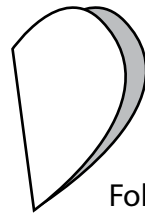
**Fig. 2:** Apply glue to top of left heart.

Lay remaining heart on glued surface, press.

**Fig. 3:** Lay ribbon down the center of your hearts and run glue stick along string/ribbon and the heart on left.

**Fig. 5:** Press two top heart halves together.

**Fig. 6:** Knot ends of string/ribbon, open heart.



Fold in half.

glue

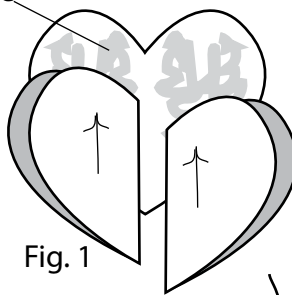


Fig. 1

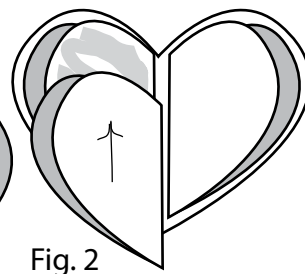


Fig. 2

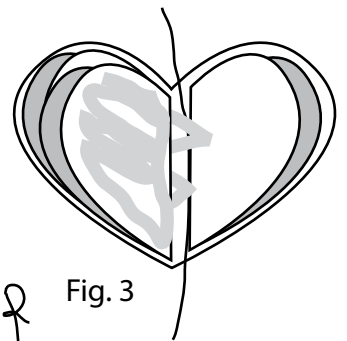


Fig. 3

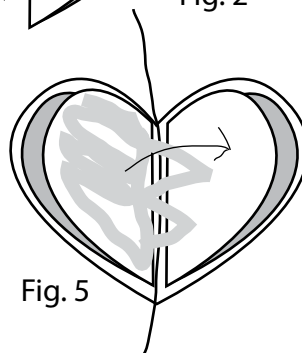


Fig. 5




Fig. 6